





LM105-01	09 60 6030-7/01	Date: September 25a, 2001		LM Bottle Teal
Lilly Miller Blackberry & Brush Killer	UPC: 0 70624 25024 2	Size: 3-1/2" x 4-3/4"		PMS Reflex Blue
Size: 1 Quart – Concentrate				PMS 185
Printer: Craftsman Label				

DIRECTIONS FOR USE

It is a violation of Federal law to use this product in a manner inconsistent with its labeling. For household use only. Not for use indoors.

- *Controls horsetail rush*
- *Makes up to 8 gallons of spray*
- *Easy to apply with a pump-up or hose-end sprayer*
- *Won't harm the soil-replant in just 1 month*

What is this product? And what will it do?

Blackberry & Brush Killer kills blackberry vines, plus many kinds of brush and unwanted woody plants. This product can be used in many places around your yard, such as along fences and driveways, under decks, around patios and buildings, or in driveways and parking areas. The area can be planted again just a few weeks after spraying.

Blackberry & Brush Killer will also prevent woody plants from sending up sprouts from the roots, once they are cut down.

Use Blackberry & Brush Killer to kill these plants:

Alder, Arkansas Rose, Arrowwood, Ash, Aspen, Beech, Birch, Blackberry, Blackgum, Box Elder, California Rose, Cascara, Ceanothus, Cherry, Chinquapin, Choke Cherry, Cottonwood, Douglas Fir, Dogwood, Elderberry, Elm, Hawthorn, Hazel, Honeysuckle, Hornbeam, Horsetail Rush (Field), Kudzu, Locust, Madrone, Maples, Mesquite, Mimosa, Mulberry, Oaks, Persimmon, Pine, Poison Ivy, Poison Oak, Poplar, Raspberry, Salmonberry, Sassafras, Scotch Broom, Sumac, Sweetbay Magnolia, Sweetgum, Sycamore, Tanoak, Thimbleberry, Trumpet Creeper, Tulip Poplar, Vine Maple, Virginia Creeper, Western Hemlock, Wild Grape, Wild Rose, Willow, Winged Elm.

How do I use this product?

When to use: Spray brush anytime it is actively growing – in Spring, after leaves are fully open, in Summer, when there is sufficient water, or in the Fall, before the leaves begin to change color.

What to do: Spray Blackberry & Brush Killer using a pump sprayer or a hose-end sprayer. Use a spray pattern which gives small droplets without a fine mist. Over-pumping the sprayer will make a fine mist. Spray when the air is calm and there is no wind. Wet the brush completely with the spray. This product works through the leaves and bark; there's no need to wet the soil. After leaves have dropped off (4 - 6 weeks after spraying), cut down the brush and dispose of it. Once the brush is gone, the area may be replanted.

What not to do: Do not spray when it is windy. Do not allow spray mist to drift onto vegetables, flowers, ornamental shrubs and trees, small fruits, fruit trees, or any other desirable plants. They will be damaged. Do not spray when rain is expected. Do not water the area for 24 hours after spraying. Do not use this product around vegetables, fruits or other plants you eat. Do not use this product when temperatures are above 85 degrees F.

Mixing and Measuring – Shake well before using.

It's a good idea to have a separate sprayer just for weed and brush killers, to avoid mix-ups.

Use this amount of <i>Blackberry & Brush Killer</i>	in this amount of water	to cover this area
1/2 - 1 cup (4 - 8 fl. oz.)	1 gallon	500 sq. ft.
1 - 2 cups (8 - 16 fl. oz.)	2 gallons	1000 sq. ft.
1-1/2 - 3 cups (12 - 24 fl. oz.)	3 gallons	1500 sq. ft.

Use the higher amounts when conditions are especially dry and on mature or hard to kill brush (such as ash, blackgum, chokecherry, elm, maple, oak, pine or winged elm), to prevent resprouting. Coverage will vary somewhat depending on the amount of brush to be sprayed.

What will I see?

In one to six weeks the leaves will begin to wilt, turn brown and drop off.

Stump Treatment:

Blackberry & Brush Killer can also be used to prevent woody plants and trees from sending up sprouts from the roots. Right after the tree or bush has been cut down, apply Blackberry & Brush Killer to the stump. Use the product straight from the bottle, do not add water. Use a paint brush or small sprayer to completely cover the freshly cut surface. Do not reuse the paint brush; wrap it in several layers of newspaper and discard it in the trash. Blackberry & Brush Killer will be absorbed into the roots and reduce the number of sprouts coming up in the lawn and surrounding areas.

STORAGE AND DISPOSAL

Store this product in its original container and keep out of reach of children and domestic animals. *If empty:* Do not reuse this container. Place in trash or offer for recycling if available. *If partly filled:* Call your local solid waste agency or 1-800-CLEANUP for disposal instructions. Never place unused product down any indoor or outdoor drain.



BLACKBERRY & BRUSH KILLER

- **Kills woody plants and deep-rooted weeds including blackberries, poison oak and Scotch broom**
- **Kills completely – stumps and roots won't grow**

Lilly Miller Brands

1340 Treat Blvd., Suite 650
Walnut Creek, CA 94597

EPA Reg. No. 802-594
EPA Est. 33518-CN-1

www.lillymiller.com

Printed in U.S.A.
Product of Canada

09 60 6030 - 03/06



PRECAUTIONARY STATEMENTS

HAZARDS TO HUMANS AND DOMESTIC ANIMALS

CAUTION: Causes eye irritation. Harmful if swallowed, inhaled, or absorbed through the skin. Avoid contact with eyes, skin or clothing during and after application. Avoid breathing spray mist. When applying this product, wear a long-sleeved shirt, long pants, shoes and socks, and waterproof gloves. Wash thoroughly with soap and water after handling. Do not apply this product in a way that will contact any person or pet, either directly or through drift. Keep people and pets out of the treated area during application. Do not allow people or pets onto treated areas until sprays have dried.

USER SAFETY RECOMMENDATIONS

Users should wash hands before eating, drinking, chewing gum, using tobacco, or using the toilet. Users should remove clothing immediately if pesticide gets inside. Then wash thoroughly and put on clean clothing. Users should remove protective clothing and equipment immediately after handling this product. Wash the outside of gloves before removing. Keep and wash protective clothing and equipment separately from other laundry.

FIRST AID

Have product container or label with you when calling a poison control center or doctor, or going for treatment.

If swallowed: Call a poison control center or doctor immediately for treatment advice. Have person sip a glass of water if able to swallow. Do not induce vomiting unless told to do so by a poison control center or doctor. Do not give anything by mouth to an unconscious person. **If inhaled:** Move person to fresh air. If person is not breathing, call 911 or an ambulance, then give artificial respiration, preferably mouth-to-mouth if possible. Call a poison control center or doctor for further treatment advice. **If on skin or on clothing:** Take off contaminated clothing. Rinse skin immediately with plenty of water for 15-20 minutes. Call a poison control center or doctor for treatment advice. **If in eyes:** Hold eye open and rinse slowly and gently with water for 15-20 minutes. Remove contact lenses, if present, after the first 5 minutes, then continue rinsing eye. Call a poison control center or doctor for treatment advice.

ENVIRONMENTAL HAZARDS

Do not apply directly to water. Do not contaminate water when disposing of equipment washwaters and rinsate. This chemical has properties and characteristics associated with chemicals detected in groundwater. The use of this chemical in areas where soils are permeable, particularly where the water table is shallow, may result in groundwater contamination.

NOTICE: Seller makes no warranty, express or implied, concerning the use of this product other than indicated on the label. Buyer assumes all risk of use and/or handling of this material when such use and/or handling is contrary to label instructions.

Lilly Miller Brands
1340 Treat Blvd., Suite 650
Walnut Creek, CA 94597

EPA Reg. No. 802-594
EPA Est. 33518-CN-1
www.lillymiller.com

Printed in U.S.A.
Product of Canada
09 60 6030 - 03/06

PEEL BACK BOOK HERE AND RESEAL AFTER OPENING

