





**Covers Up To
5,000 sq. ft.**

WEED & FEED

KILLS EVEN THE TOUGHEST LAWN WEEDS **15-0-0**
ROOTS & ALL



DANDELION



CLOVER



CHICKWEED



PLANTAIN

Kills Dandelions, Clover, Plantain, Spurge
and over 200 additional Lawn Weeds

Begins Working Overnight
Won't Harm Lawn Grasses

ACTIVE INGREDIENTS:

| | |
|---|---------|
| Dimethylamine Salt of 2,4-Dichlorophenoxyacetic Acid | 4.673% |
| Dimethylamine Salt of (+)-(R)-2-(2-methyl-4-chlorophenoxy) propionic acid | 1.370% |
| Dimethylamine Salt of Dicamba (3,6-dichloro-o-anisic acid) | 0.629% |
| INERT INGREDIENTS | 92.328% |
| Total | 100.00% |

This product contains:
 0.44 lbs. 2,4-Dichlorophenoxyacetic acid equivalent per gallon or 4.71%
 0.10 lbs. (+)-(R)-2-(2-methyl-4-chlorophenoxy) propionic acid equivalent per gallon or 1.13%
 0.04 lbs. 3,6-Dichloro-o-anisic acid equivalent per gallon or 0.52%
 Isomer Specific by AOAC Methods.

Keep out of reach of children

CAUTION

See back panel for additional precautionary statements

NET CONTENTS 1 QUART (946 ml)

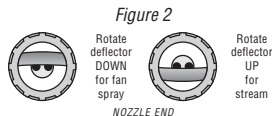
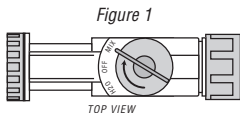
NET WEIGHT 2 LBS. (907 g)

09 60 3210 - 09/03

TO USE THIS SPRAYER:

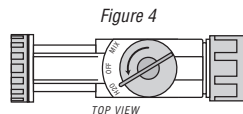
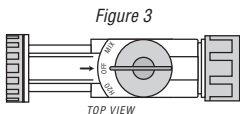
Sprays up to 20 feet!

1. Shake container well.
2. Connect spray nozzle to garden hose.
3. Turn on the water from the faucet.
4. When you are ready to spray, turn the knob on top so that it points to the MIX position on the spray head. (Fig.1)
5. The spray deflector on the front of the hose-end applicator can be rotated to give a stream or fan spray. (Fig. 2)



TO STOP SPRAYING:

1. When you are finished spraying or if you have to stop spraying at any time, turn the knob back to the OFF position. (Fig. 3)
2. Turn off the water from the faucet.
3. Turn the knob to H₂O then OFF, to drain the water from the hose. (Fig. 4)
4. Unscrew spray nozzle from hose.



Spray this whole bottle over 5,000 sq. ft. (50' x 100'). One quarter of the bottle (see markings on the side) will cover about 1,250 sq. ft. (25' x 50'). Let the spray dry before you let adults, children or pets onto the lawn.

Wait for 24 hours after you spray, before watering the lawn. Then continue to water the lawn as needed. After 4 weeks, you may re-seed any bare spots where weeds have died.

What not to do: Do not use this product on your lawn more than two times in one year. Do not allow spray mist to drift onto vegetables, fruits, flowers, ornamental shrubs and trees, or any other desirable plants. They will be damaged. Do not water the lawn for 24 hours after spraying. Do not spray HOSE 'N GO® WEED & FEED in areas where shrub or tree roots may be located, or within the dripline.

Do not use this product on newly seeded lawns or on carpetgrass, dichondra, St. Augustinegrass, Centipedegrass, closely cut bentgrass, or clover lawns or turf. Do not spray when it is over 85 degrees. Do not reseed or overseed the area for 4 weeks.

WHAT WILL I SEE?

Within 10 days you will see the leaves begin to curl and twist. Weeds will gradually die, taking several weeks to completely disappear. In cool or very hot weather, weeds may die more slowly.

Hose'n GO! LILLY MILLER® WEED & FEED 15-0-0

- Fast & effective
- Weed & feed up to 5,000 sq. ft. of lawn in minutes
- Kills even the toughest lawn weeds roots & all
- Kills dandelions, clover, plantain, spurge and over 200 additional lawn weeds
- Begins working overnight
- Won't harm lawn grasses
- Contains TRIMEC® Herbicide

LILLY MILLER BRANDS
PO BOX 2289
CLACKAMAS, OR 97015
EPA Reg. No. 802-586
EPA Est. 2217-KS-2
www.lillymiller.com
09603210-09/03



DIRECTIONS FOR USE

It is a violation of Federal law to use this product in a manner inconsistent with its labeling. For household use only.

WHAT IS THIS PRODUCT? AND WHAT WILL IT DO?

HOSE 'N GO® WEED & FEED is the fast, easy, no-mix way to kill lawn weeds while making your grass green and lush. This product contains Trimec®, a special three-way weed killer, widely used by professional landscapers, for even the hardest to kill weeds; such as dandelions, clover or oxalis.

HOSE 'N GO® WEED & FEED will kill most lawn weeds, including:

| | | |
|------------------------------|----------------------------------|----------------------------------|
| Annual yellow sweetclover | Blue vervain Bracted plantain | Carpetweed Catchweed bedstraw |
| Aster | Brassbuttons | Catnip |
| Austrian fieldcress | Bristly oxtongue | Catsear |
| Bedstraw | Broadleaf dock | Chickweed, common |
| Beggarticks | Broadleaf plantain | Chickweed, mouseear |
| Betony, Florida | Broomweed | Chicory |
| Bindweed, field | Buckhorn | Cinquefoil |
| Bird vetch | Buckhorn plantain | Clover, crimson |
| Bitter wintercress | Bulbous buttercup | Clover, hop |
| Bittercress, hairy | Bull thistle | Clover, red |
| Bitterweed | Bullnettle | Clover, strawberry |
| Black-eyed Susan | Burclover | Clover, sweet |
| Black medic | Burdock | Clover, white |
| Black mustard | Burning nettle | Cockle |
| Blackseed plantain | Burweed | Cocklebur |
| Blessed thistle | Buttercup | Common mullein |
| Bloodflower | Buttonweed | Creeping jenny |
| milkweed | Canada thistle | Cudweed |
| Blue lettuce | Carolina geranium | |

| | |
|-------------------|---------------------|
| Curly dock | Hoary vervain |
| Daisy, English | Horsenettle |
| Daisy fleabane | Jimsonweed |
| Daisy, oxeye | Knawel |
| Dandelion | Knotweed |
| Dichondra | Kochia |
| Dogbane | Lambsquarters |
| Dogfennel | Lespedeza |
| Dollarweed | Mallow |
| Elderberry | Matchweed |
| False dandelion | Mexicanweed |
| False flax | Milk vetch |
| False sunflower | Morningglory |
| Fiddleneck | Mouseear |
| Florida pusley | hawkweed |
| Frenchweed | Mugwort |
| Galinsoga | Musk thistle |
| Goathead | Mustard |
| Goldenrod | Narrowleaf plantain |
| Ground ivy | Narrowleaf vetch |
| Gumweed | Nettle |
| Hairy fleabane | Orange hawkweed |
| Hawkweed | Oriental cocklebur |
| Healall | Oxalis |
| Heartleaf drymary | Parsley-piert |
| Heathaster | Parsnip |
| Hedge bindweed | Pearlwort |
| Hedge mustard | Pennycress |
| Hemp | Pennywort |
| Henbit | Peppergrass |
| Hoary cress | Pepperweed |
| Hoary plantain | Pigweed |

| | |
|------------------------|--------------------------------|
| Pineywoods bedstraw | Plains coreopsis (tickseed) |
| Plantain | Poison ivy |
| Poison oak | Pokeweed |
| Poorjoe | Prairie sunflower |
| Prickly lettuce | Prickly sida |
| Prostrate knotweed | Prostrate pigweed |
| Prostrate spurge | Prostrate vervain |
| Puncturevine | Purslane, common |
| Ragweed | Red sorrel |
| Redroot pigweed | Redstem filaree |
| Rough cinquefoil | Rough fleabane |
| Russian pigweed | Russian thistle |
| Scarlet pimpernel | Scotch thistle |
| Sheep sorrel | Shepherdspurse |
| Slender plantain | |

| | |
|---------------------------|------------------|
| Smallflower galinsoga | Smooth dock |
| Smooth pigweed | Sorrel |
| Sowthistle | Spanishneedles |
| Speedwell | Spiny amaranth |
| Spiny cocklebur | Spiny sowthistle |
| Spotted catsear | Spotted spurge |
| Spurred | Stinging nettle |
| Strawberry, India mock | Tall nettle |
| Tall vervain | Tansy ragwort |
| Tansy mustard | Tanweed |

| | |
|---------------------|----------------------|
| Thistle | Trailing crownvetch |
| Tumble mustard | Tumble pigweed |
| Velvetleaf | Venice mallow |
| Virginia buttonweed | Virginia creeper |
| Virginia | pepperweed |
| Water pennywort | Wavyleaf bullthistle |
| Western clematis | Western salsify |
| White mustard | Wild aster |
| Wild buckwheat | Wild carrot |
| Wild four-o'clock | Wild garlic |
| Wild geranium | Wild lettuce |

| |
|------------------------------|
| Wild marigold |
| Wild mustard |
| Wild onion |
| Wild parsnip |
| Wild radish |
| Wild rape |
| Wild strawberry |
| Wild sweet potato |
| Wild vetch |
| Woodsorrel |
| Woolly croton |
| Woolly morningglory |
| Woolly plantain |
| Wormweed |
| Yarrow |
| Yellow rocket |
| Yellowflower pepperweed |
| And other broadleaf weeds |

HOW DO I USE THIS PRODUCT?

When to use: You will get better results if you spray when the temperatures are warm and the lawn is well watered. Pick a day when rain is not expected for at least 24 hours. For new lawns, wait until the grass has been mowed 2 or 3 times and is over 2 inches tall before trying to kill the weeds.

What to do: Water the lawn well 1 to 2 days before you spray.

STORAGE AND DISPOSAL

Store this product in its original container and keep out of reach of children and domestic animals. *If empty:* Do not reuse this container. Place in trash or offer for recycling if available. *If partly filled:* Call your local solid waste agency or 1-800-CLEANUP for disposal instructions. Never place unused product down any indoor or outdoor drain.

GUARANTEED FERTILIZER ANALYSIS

Total Nitrogen (N).....15%

15% Urea Nitrogen

Derived from Urea.

Information regarding the contents and levels of metals in this product is available on the internet at <http://www.regulatory-info-lmb.com>.

PRECAUTIONARY STATEMENTS

HAZARDS TO HUMANS AND DOMESTIC ANIMALS

CAUTION: Harmful if swallowed. Avoid contact with eyes, skin or clothing. When using this product, wear goggles, long-sleeved shirt, long pants, socks, shoes and chemical resistant gloves. After using this product, rinse gloves before removing, remove clothing and launder separately before reuse, and promptly and thoroughly wash hands and exposed skin with soap and water. Remove saturated clothing as soon as possible and shower. Avoid contamination of food or feedstuffs. Do not allow people (other than applicator) or pets on treatment area during application. Do not reenter or permit others to reenter treated areas until sprays have dried.

FIRST AID

Have product container or label with you when calling a poison control center or doctor, or going for treatment. **If swallowed:** Call a poison control center or doctor immediately for treatment advice. Have person sip a glass of water if able to swallow. Do not induce vomiting unless told to do so by a poison control center or doctor. Do not give anything by mouth to an unconscious person. **If inhaled:** Move person to fresh air. If person is not breathing, call 911 or an ambulance, then give artificial respiration, preferably mouth-to-mouth if possible. Call a poison control center or doctor for further treatment advice. **If on skin or on clothing:** Take off contaminated clothing. Rinse skin immediately with plenty of water for 15-20 minutes. Call a poison control center or doctor for treatment advice. **If in eyes:** Hold eye open and rinse slowly and gently with water for 15-20 minutes. Remove contact lenses, if present, after the first 5 minutes, then continue rinsing eye. Call a poison control center or doctor for treatment advice.

ENVIRONMENTAL HAZARDS: This product is toxic to aquatic invertebrates. Drift or runoff may adversely affect aquatic invertebrates and nontarget plants. Do not apply directly to water. Do not contaminate water when disposing of equipment washwaters.

NOTICE: Seller makes no warranty, express or implied, concerning the use of this product other than indicated on the label. Buyer assumes all risk of use and/or handling of this material when such use and/or handling is contrary to label instructions.

TRIMEC is the Reg. T.M. of PBI/Gordon Corporation.

LILLY MILLER BRANDS
PO BOX 2289
CLACKAMAS, OR 97015

EPA Reg. No. 802-586, EPA Est. 2217-KS-2

www.lillymiller.com

09603210-09/03

▲
PEEL BACK BOOK HERE AND RESEAL AFTER OPENING